



# PRIMARY THEME PARK

Theme & Unit Resources for the Elementary Classroom

Thank you for your download! I hope the activities provided within are a great new resource for your classroom.

This file and all of its contents are for your own personal or classroom use only. In downloading this file, you agree to its terms of use.

## You may:

- ✓ use this resource in your own classroom or home
- ✓ include pictures of students using the product in a blog post as long as proper credit is given, including a link to the product in my store
- ✓ purchase additional licenses at a discount to use the resource in more than one classroom

## You may NOT:

- share this product with others
- upload the product to any website or online storage system, including Amazon Inspire or a school district website
- create derivative works or copy it to make a similar product
- resell or use the product for commercial purposes

If you have any questions or need any minor changes, I'm happy to help. Please email me at [primarythemepark@gmail.com](mailto:primarythemepark@gmail.com).

Thanks, again! I hope this is your best year of teaching yet!

## Stephanie Trapp



I'd love to share more ideas and resources with you! Stop by my blog, [Primary Theme Park](http://PrimaryThemePark.com), for activities, ideas, and printables for the elementary classroom.

## Let's Connect!



# If I can spell...

## WORD FAMILY PRACTICE

**If I can spell**

fan

**I can spell...**

Cut and paste a letter from below to make a new word.

Write the new word.

Make or draw it.

an

an

an

an

an

c v z m r s l p

Hint: Not all letters will be used.

© Stephanie Trapp

### Directions

1. Cut out the letters at the bottom of the page. Paste them in front of the stems to make new words. Not all letters will be used.
2. Write the new words.
3. Make or draw the words.

### Ideas for "Make or Draw It"

Do just one or mix it up!

- Letter blocks, tiles or beads
- Stamp
- Magazine letters
- Stickers
- Draw

**If I can spell**

jet

**I can spell...**

Cut and paste a letter from below to make a new word.

Write the new word.

Make or draw it.

pet

net

wet

set

vet

pet

net

wet

set

vet

pet

net

wet

set

vet

© Stephanie Trapp

# If I can spell...

## USING IT IN YOUR CLASSROOM

### ★ Whole Class or Small Group Instruction

In the beginning, I suggest using these worksheets during whole class or small group instruction to teach students how to complete them. I think it's especially important to discuss word meanings together to make sure students understand the correct meaning of each new word.

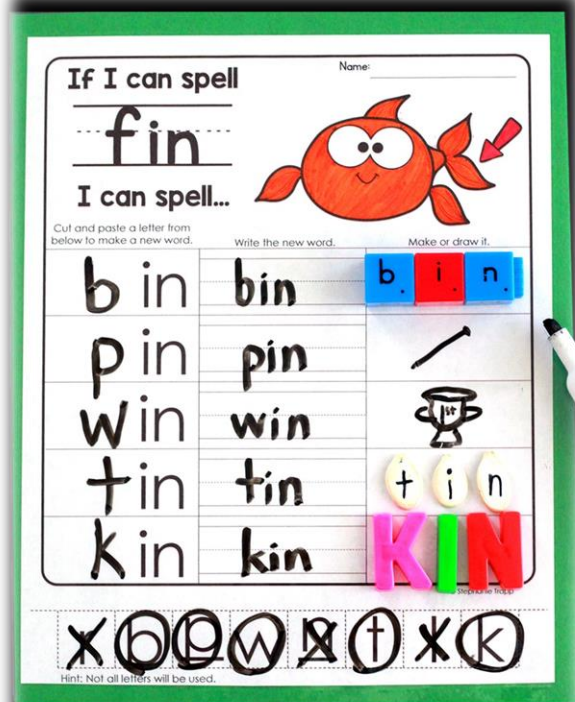
### ★ Literacy Center

As students become familiar with the worksheet, you might have them complete them independently or with a partner. These worksheets are an ideal literacy center activity. Answer keys are included so that you or your students may check their work.

### ★ Write and Wipe Activity

Glue a worksheet to each side of a piece of construction paper and laminate it so you can use the front and back.

Have students use a dry erase marker to complete the activity. Instead of cutting out the letters at the bottom of the page, students simply circle the letters they use and mark out the letters they don't use. They finish the rest of the worksheet the same way.



# If I can spell...

## BENEFITS OF WORD FAMILY PRACTICE

### ★ Develop Spelling and Phonics Skills

Students learn to use words they know to help them figure out words they don't know that are spelled or sound similarly.

### ★ Expand Vocabulary

Word family words are easy for students to decode, yet students might not know their meanings. For example, if students know how to spell "cab", then they can easily spell "gab". But, do they know what "gab" means? Use these worksheets to introduce and discuss new vocabulary words and their meanings.

### ★ Learn Multiple Meanings of Words

Many words included in these worksheets have multiple meanings. Knowing the many meanings of each word increases students' vocabulary and helps them use the word correctly. For example, a "cap" is type of hat, but "cap" also means the lid of a bottle. If your students are illustrating the words, it may be helpful to discuss the different meanings so they know which one to draw.



# If I can spell...

## QUESTIONS & ANSWERS

**Q: My students have a hard time thinking of illustrations. What should I do?**

A: You might ask questions to help them brainstorm ideas like

- What has...?
- What is something that is/has/can...?
- Where would you find a/an...?

or just have them make or build the words they're having trouble with.

**Q: How can I modify the worksheets for students' success?**

A: Here are several ideas for modification:

- Use the letters at the bottom like a word bank and just write the correct one in front of the stem to eliminate cutting and gluing.
- Complete with a partner or within a small group.
- Omit either the writing or make/draw column.
- Reduce the number of words for students to complete in any column.
- Have students write sentences with each word on the back of the sheet.

**Q: I don't see a word family that I need. Will you add it?**

A: Maybe! 😊 I've spent hours combing through word families to decide which ones to include. My main criterion was that the word family have at least six words: one focus word and five more words to make from it. If you have a word family that meets that criterion, feel free reach out to me through the contact information below.

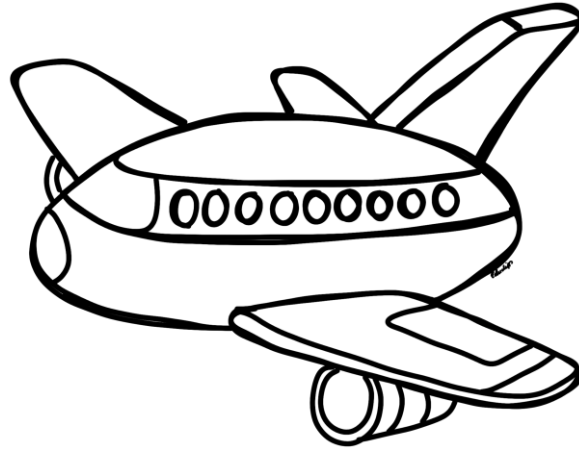
Have a question you don't see answered here? Please email me at [primarythemepark@gmail.com](mailto:primarythemepark@gmail.com) or contact me through the "Ask a Question" tab in [my TPT store](#).

# If I can spell

Name: \_\_\_\_\_

jet

## I can spell...



Cut and paste a letter from below to make a new word.

Write the new word.

Make or draw it.

et

et

et

et

et

r

t

p

n

s

w

k

v

© Stephanie Trapp

Hint: Not all letters will be used.

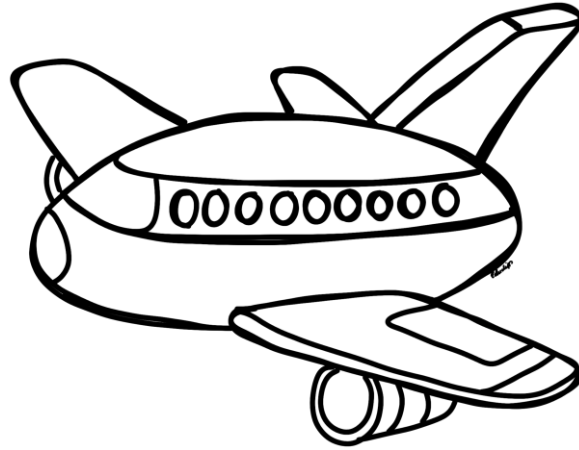


# If I can spell

answer key

jet

## I can spell...



Cut and paste a letter from below to make a new word.

Write the new word.

Make or draw it.

p

et

pet

This column will vary.

n

et

net

s

et

set

w

et

wet

v

et

vet

© Stephanie Trapp

r t

k


Hint: Not all letters will be used.

# If I can spell

Name: \_\_\_\_\_

fin

## I can spell...



Cut and paste a letter from below to make a new word.

Write the new word.

Make or draw it.

in

in

in

in

in

r

b

p

w

n

t

l

k

© Stephanie Trapp

Hint: Not all letters will be used.




# If I can spell

Name: \_\_\_\_\_

fin

## I can spell...



Cut and paste a letter from below to make a new word.

Write the new word.

Make or draw it.

in

in

in

in

in

ch th st sn dr tw gr sp


Hint: Not all letters will be used.

# If I can spell

answer key

fin

## I can spell...



Cut and paste a letter from below to make a new word.

Write the new word.

Make or draw it.

b in

bin

This column will vary.

p in

pin

w in

win

t in

tin

k in

kin

© Stephanie Trapp

r

n

l


Hint: Not all letters will be used.

# If I can spell

answer key

fin

## I can spell...



Cut and paste a letter from below to make a new word.

Write the new word.

Make or draw it.

ch in

chin

This column will vary.

th in

thin

tw in

twin

gr in

grin

sp in

spin

© Stephanie Trapp

st sn dr

Hint: Not all letters will be used.

# Graphics & Fonts

A special thank you to these talented artists for the use of their graphics and fonts. Click on the buttons to visit their stores.

